





MacWilliam Associates
Health and Safety at Work – How Much Do You Know?

Name		Signed		Date
Q1	Name two first aid qualified persons within the organisation 1. _____ 2. _____	 <p>Accident book Keep this book where people can easily get to it Do not dispose of the covers after use.</p>		
Q2.	True or False? If you cut or bruise yourself at work this must be reported in the accident book If you have a serious injury which leaves you unable to work for seven days or more this is <i>RIDDOR</i> reportable You also have a duty to report a “near miss”			
Q3.	True or False? When you are given Personal Protective Equipment (PPE) you must always wear it <i>(Employees must understand the dangers of the task before wearing PPE)</i>			
Q4.	What do the letters <i>COSHH</i> stand for?			
Q5.	When can you safely mix two chemicals?			
Q6.	What should you do if you were to - a) Splash a chemical on your skin or in your eyes? b) Swallow a chemical? Make sure you have read and understood all the <i>COSHH</i> data sheets and assessments relevant to you			
Q7.	If you are asked to carry out a task that you are not trained or experienced to do what action should you take?			
Q8.	When moving an item how should the load be carried? a) Near to your body b) At arms Length c) It doesn't Matter <i>Remember keep your back straight and lift with your legs, shoulder width apart. Your back isn't a crane so let your legs take the strain.</i>			
Q9.	Name two injuries that may occur from poor manual handling? 1) _____ 2) _____ Wherever possible use a trolley or mechanical aid			
Q10.	Name at least one duty an Employee has under HASAW 74 The Health and Safety at Work Act 1974			
Q11.	If you are asked to carry a load that is too heavy for your capability, what action should you take? A pregnant woman or nursing mother should not carry out manual handling tasks			
Q12.	What important checks should be made before using a step-ladder?			
Q13.	If you become unwell at work or immediately prior to a shift starting, what action should you take? Particularly relevant to food handlers!			

This questionnaire is meant as a guide only